



岩国

# IWAKUNI

## Travel Guide



### Yamaguchi Travel Support CallCenter

083-902-6370

skype yamaguchicall

※The Service Available 24/7 ※Free of Charge

Information about Yamaguchi Prefecture Only  
Telephone or Skype Communication charges may apply

To call from overseas or use a roaming service,dial

1 +81-83-902-6370



IWAKUNI official  
Tourism Website



IWAKUNI  
promotional video



# Kintaikyo Bridge 錦帯橋

(registered as one of Japan's greatest bridges)

Kintaikyo Bridge is one of the most famous wooden bridges in the world built in 1673 by the feudal lord, Hiroyoshi Kikkawa, during the Edo period. The bridge is made of five consecutive arches in order to be resistant to floods. The smoothly curved wooden arches are highly regarded as one of the most sophisticated and original pieces of modern bridge engineering. The present bridge was reconstructed in 1953 using traditional methods and techniques. Kintaikyo Bridge is one of Japan's most valued treasures. Visitors enjoy with beautiful surrounding nature, seasonal flowers and trees as well as the view of the traditional castle town

Admission Fees: Adults: 310yen Elementary school students: 150yen  
 ※Set Discount Tickets are available for touring Kintaikyo Bridge, Ropeway, and Iwakuni Castle.  
 TEL/0827-29-5116 (Iwakuni City Tourism Promotion Section)



## 2 Ukai (cormorant fishing) at Kintaikyo Bridge MAP:P4 鶺鴒

"Ukai (cormorant fishing) at Kintaikyo Bridge" has a history of about 400 years and is a summer tradition in Iwakuni cherished by the Iwakuni domain lord, Kikkawa. Ukai is a fishing method that uses cormorants to catch sweetfish (ayu). It takes place on summer nights along the Nishiki River, where Kintaikyo Bridge stands. Cormorant fishing boats come close to the sightseeing boats, allowing visitors to observe the skilled handling of the cormorant herders up close. Enjoy the majestic historical scene unfolding against the backdrop of Kintaikyo Bridge.

- Period: 6/1~9/10 • Operating hours: 7 pm to 9 pm
- Fees: Adults (over 12 years old) :3500yen  
 Children (between 3 years old and 11 years old) :2000yen
- Reservation: Iwakuni Tourist Association Ukai office • TEL0827-28-2877



## 3 Ropeway MAP:P4



From Sanroku Station (foot of the mountain) to the top of Mt. Shiroyama (elevation:200m), it takes three minutes by gondola. From the gondola, visitors can enjoy a beautiful view of the Kintakyo Bridge, Iwakuni Castle town, the city and the airport. On a clear day, you can see the islands scattered across the Seto Inland Sea.

- Operating Hours: 9am to 5pm
- Fees: Adults:330yen (one-way) 560yen (round-trip) Elementary school students:150yen (one-way) 260yen (round-trip)
- ※Set Discount Tickets are available for touring Iwakuni Castle, Kintaikyo Bridge and Ropeway.
- ※Closed on Inspection Days
- TEL:0827-41-1477 (Nishikigawa Railway Company Iwakuni Branch)



## 4 Iwakuni Castle MAP:P4



Iwakuni Castle was built in 1608 by the first feudal lord of Iwakuni, Hiroie Kikkawa. The present castle tower was restored in 1962 and now stands facing more towards the east side of the grounds. Iwakuni Castle is a threefold, four-story castle built in the Momoyama-Nanban-Zukuri style, which refers to a particular architectural style of the period. Swords and armor from the Sengoku period (late 15th - early 16th century) are displayed inside the castle. From the top of the castle, you can enjoy a beautiful view of Iwakuni City and perhaps the various islands of the Seto Inland Sea on a clear day.

- Open Hours: 9am to 4:30pm
- Admission Fees: Adults:270yen Elementary school students:120yen
- ※Set Discount Tickets are available for touring Iwakuni Castle, Kintaikyo Bridge and Ropeway.
- ※Closed on Ropeway Inspection Days
- TEL:0827-41-1477 (Nishikigawa Railway Company Iwakuni Branch)



## 5 You Can See The Lucky White Snakes up close (Iwakuni White Snake Museum) MAP:P4



The Iwakuni White Snake is an albino with ruby-red eyes and a shiny white body. It is very rare, designated a national natural treasure, and can only be seen in Iwakuni. It is called "a messenger of God" and is cherished by the local people for their good-luck and fortune. At the Iwakuni White Snake Museum, visitors can observe and learn about them through ancient documents, skeletal specimens, and educational videos. English translation is available at the museum.

- ※ English translation is available at the museum.
- Open Hours: 9am to 5pm
- Open:all-year-round
- Admission Fees: Adults:200yen, Children:100yen
- TEL0827-35-5303



## 6 Kikko Unosato- Cormorant Training Facility MAP:P4

Take a close look at the cormorants that are actually used in the Cormorant Fishing at the Kintaikyo Bridge!

The classic summer scene in Iwakuni is the traditional "Cormorant Fishing at the Kintaikyo Bridge". This facility raises cormorants for fishing and you can watch the cormorants up close through wire nets. In addition to the Training Space, where you can watch the cormorants train and feed, there is also an Exhibition Space, where you can learn about the history of cormorant fishing across Japan, through videos and panel exhibits. With free WiFi and a baby feeding room, the Exhibition Space can also be used as a place to take a short break.

Cormorant fishing is an ancient method of catching ayu (sweetfish), which live in clear river waters. "Cormorant fishing at Kintaikyo Bridge" is said to have been carried out beside Kintaikyo Bridge in the Edo period (1609-1868). At present, the tradition is conducted every year from June 1 to September 10, for the purpose of cultural preservation and tourism.



- Address: 2-6-55 Yokoyama, Iwakuni City
- Admission Fees:Free



## 7 Excursion Boats MAP:P4

- Public Boat Ride • Ride time: 20 min
- Fees: Adults:1000yen Elementary school students: 500yen



### ■ Sakura Bune

- Operating Period: Late March to May 31st (Sat, Sun, and Holidays) Everyday in Cherry Blossom Season
- Operating Hours: 11 am to 5 pm



### ■ Momiji Bune

- Operating Period: September 11th to the end of September, November 1st to the end of November. Everyday during autumn, while the leaves are changing color.
- Operating Hours: 11 am to 2 pm

- Reservation: Iwakuni Tourist Association Ukai office
- TEL: 0827-28-2877



**8 Iwakuni City Visitors Center "HONKE MATSUGANE" MAP:P4**



- Open Hours: 9 am to 5 pm  
※Apr.-Aug. 9 am to 6 pm
- Open: all-year-round
- Address: 1-7-3 Iwakuni, Iwakuni City
- TEL: 0827-28-6600

**■ Experience of SAMURAI ARMORS**

The building of "Honke Matsugane" is said to be constructed in Edo period around 1850. It was renewed and opened as Iwakuni City Visitors Center in 2017. It is not only a place for visitors to get information about Iwakuni but also offers a chance to experience SAMURAI ARMORS and taste various kinds of Japanese sake.

English-speaking staff is willing to help you to wear the Samurai Armors. You can take commemorative photos in front of Kintaikyo Bridge.

The experience is also available for children. The family can have a lot of fun.

\*Muskets and swords are replica items.

- Reservation: Required in advance
- It takes about 30 mins.
- Experience time: 10 am to 4 pm (L.O.3 pm) every Saturday and Sunday.
- Fees: 1000 yen
- Please contact as it may change depending on the situation.



**10 Traditional Japanese Culture and Art Exhibition (Kashiwabara Art Museum) MAP:P4**



This museum is famous for its collection of traditional weapons. The display includes samurai armor, swords, ceramics, glassware, calligraphy works, and furnishings of the Iwakuni domain lords. 200 items are on permanent display and others are changed four times a year.



- Open Hours: 9 am to 5 pm (4 pm from Dec to Feb)
- Admission Fees: Adults:800yen, High school and College students:500yen, Elementary and Jr. High school students:200yen
- TEL:0827-41-0506



**🍣 Iwakuni Sushi MAP:P4**

Iwakuni sushi is Iwakuni's own traditional sushi. Many layers of sushi rice and locally harvested lotus roots and fish are pressed in a wooden pressure frame. A large quantity is often made at once and cut with a long knife in pieces when serving. You can enjoy Iwakuni sushi at local restaurants and each restaurant has its own ingredients and flavor of the sushi.



**9 Sakai Sake Brewery Art Museum "Gokyo Bunko" MAP:P4**

We are a museum dedicated to displaying works in areas like calligraphy, painting, seal engraving, "the Four Treasures of the Study" (brush, ink, paper, and inkstone), and pottery and porcelain.




- Open Hours: 9 am to 5 pm (entrance closes at 4:30 pm)
- Opening: Tuesday (also closed when changing out exhibition)
- Admission Fees: Adult:700yen, college students:500yen, visitors high school age and under are free
- Address: 2-4-32, Yokoyama, Iwakuni City
- TEL: 0827-28-5959



**■ Tenkoku Engraving Experience**

This is an area where you can participate in a "Tenkoku Engraving Experience" and make your own original stamp by carving kanji (Chinese characters) on the stone.



- Experience fee: Adult: from 2500 yen, High school students and under: 2000 yen
- Experience length: 30 minutes or more
- Reservations: Please make a reservation at least one week in advance. Since the engraving workshop takes place in a museum, preparation is needed beforehand. In case you don't have a reservation, please allow some time for preparation.



**11 Kikkawa Historical Museum MAP:P4**

The Kikkawa clan, lords of the former Iwakuni clan, has a history of more than 840 years. This museum holds the clan's possessions, which include about 7,000 pieces of historical materials and traditional artifacts and displays them by changing its exhibits three times a year.



- Open Hours: 9am to 5pm (entrance close at 4:30pm)
- Closed: Wednesdays (If it falls on a national holiday, the next day is closed) and New year Holidays (also closed when changing out exhibition)
- Admission Fees: Adults: 700yen, High school and College students: 500yen, Elementary school students: 300yen
- TEL:0827-41-1010



**12 Kimono Rental "Orihime" MAP:P4**

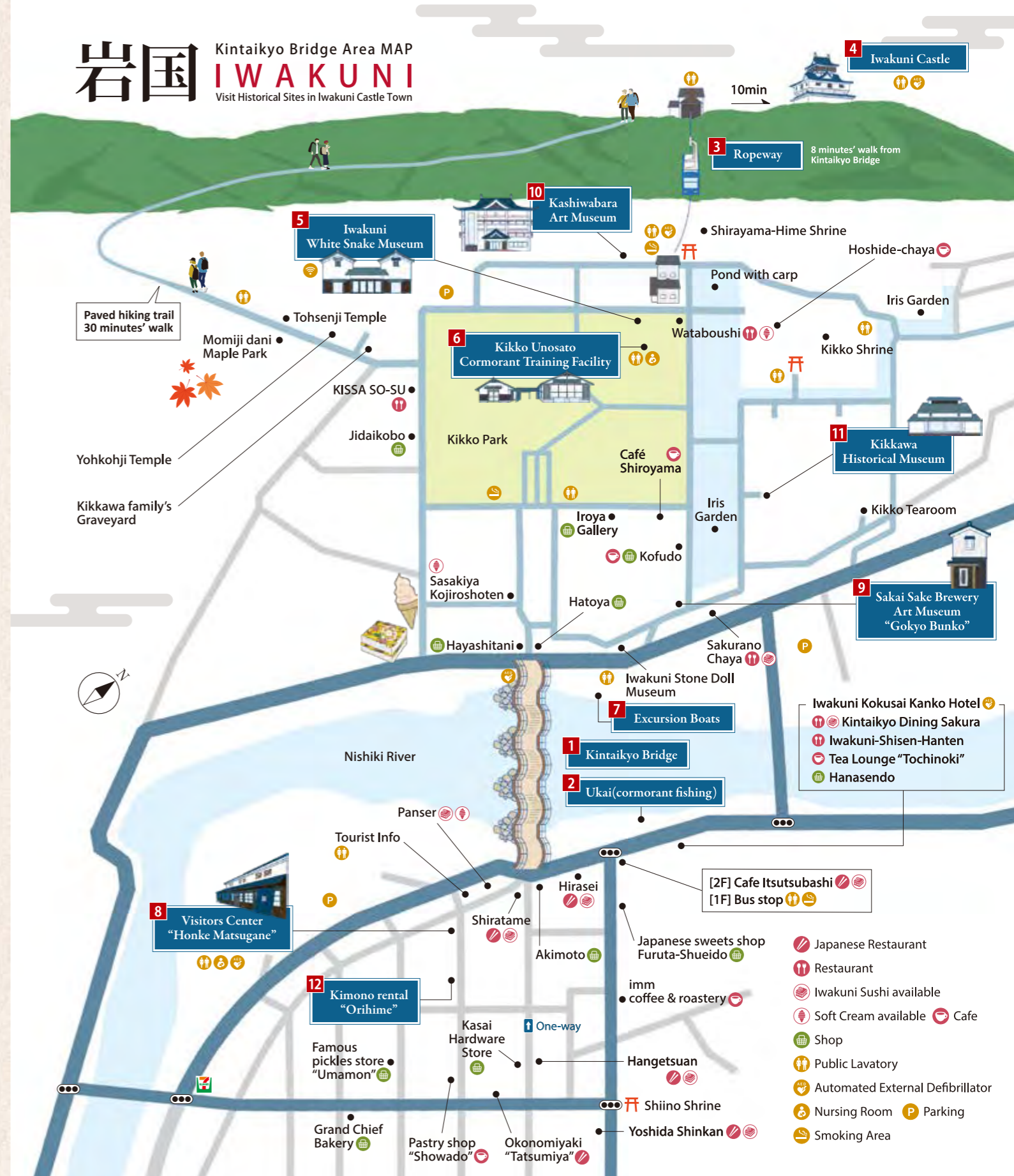
Would you like to stroll around the castle town of Iwakuni in a Kimono? Rent your favorite Kimono, everything you need is provided.



- Address: 1-7-6 Iwakuni, Iwakuni City
- Open Hours: 10:30 am to 4 pm
- Fees: 3,850 yen and up • Closed: Thursdays and occasionally
- Inquiries: 090-4379-3627 ※No hair styling service.



**岩国 Iwakuni** Kintaikyo Bridge Area MAP  
Visit Historical Sites in Iwakuni Castle Town



**🍦 Soft Cream (Soft-serve ice cream)**

After crossing the Kintaikyo Bridge, you'll see a lot of shops and stores in the area. A variety of good local food using local ingredients and specialties of Iwakuni City and Yamaguchi Prefecture is served there. Among them, 'Soft Cream (soft-serve ice cream)', one of the specialties of Iwakuni, is a must-try. What makes the ice cream shops so special is the wide range of flavors. There are more than 100 flavors in the area. Visitors will have a lot of fun choosing a flavor as they go from one shop to another.



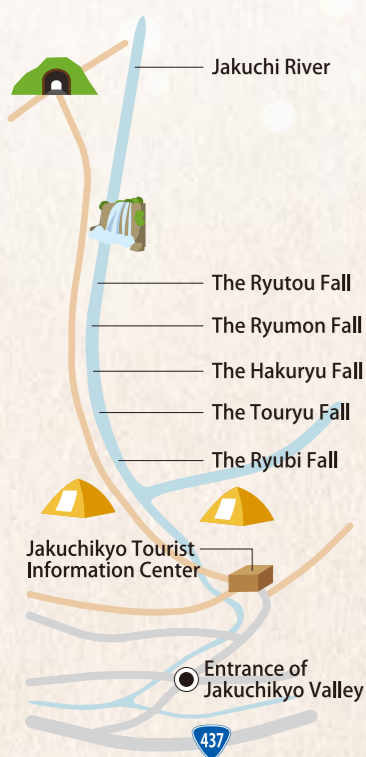
# Jakuchikyo Valley 寂地峡

(One of the three biggest valleys in Western Chugoku Mountains Quasi-National Parks) MAP:P10 B-1

Jakuchikyo Valley is located along the fresh Jakuchi River in Mt. Jakuchi, the highest mountain in Yamaguchi Prefecture. Five Falls (registered as one of Japan's 100 best waterfalls) and uniquely shaped rocks create a beautiful and rich landscape of the valley. Visitors can refresh their mind and soul by experiencing the sacred atmosphere of the place. Campsite is also available.



## Walking Map



The Ryutou Fall



The Ryumon Fall



The Hakuryu Fall



The Touryu Fall



The Ryubi Fall

## Jakuchikyo Tourist Information Center

The center offers visitors not only tourist information but also a place to buy local products, snacks and drinks. Visitors can register for the campsite as well and enjoy conversation with the local people at the center.

• Open from April to November • Address: 1388 Usa Nishiki-machi Iwakuni-City • TEL: 0827-74-0776



# Campsites in Iwakuni

岩国のキャンプ場

## Sugawa Kazoku-mura Auto Campsite MAP:P10 B-1

Located along the beautiful Usa River. Families can enjoy both camping and playing in the river.

• Address: SugawaNishiki-machi Iwakuni-City • TEL: 090-8992-3178 (Accept reservations all year around on cellphone)  
• Fees: [Cottage] 6500yen / night [Tent] 3500yen / night • Check-in and Check-out Hours 12pm to 11:30am (next day) • Open from May to October



## Jakuchikyo Campsite



MAP:P10 B-1

Located near Five Falls (registered as one of Japan's 100 best waterfalls). Visitors can enjoy the refreshing waterfall air in the mountains.

• Address: 1388 Usa Nishiki-machi Iwakuni-City  
• TEL: 0827-74-0776  
• Fees:  
[Open sites] 1040yen / night  
[Deck] 2090yen / night  
[Cabin] 10470yen / night (maximum 4 people)  
• Check-in and Check-out Hours:  
[Open sites and Deck]  
3pm to 2pm (next day)  
[Cabin] 3pm to 10am (next day)  
• Open from April to November



## Rakan Platean Auto Campsite



MAP:P10 B-2

Located on the Rakan highlands (Elevation: above 800m). Visitors enjoy the panoramic view of seasonal changes in nature. Star gazing at night is an excellent choice for visitors.

• Address:  
699-5 Rakan Ohara Nishiki-machi Iwakuni-City  
• TEL: 0827-74-0010  
• Fees:  
[Cabin] 8000 yen / night (maximum 4people)  
[Auto-camp] from 4500yen / night (maximum 5 people)  
• Check-in and Check-out Hours:  
[Cabin] 2pm to 10am (next day)  
[Auto-camp] 2pm to 11:50am (next day)  
• Open from April to November



## Yasaka Camp Village



MAP:P10 B-2

Visitors can experience various kinds of recreational activities in Yasaka Camp Village, such as playing in the river, kayaking on Yasaka Lake, and cycling around the lake.

• Address: 10281-2 Yuritani Miwa-machi Iwakuni-City  
• Fees: [ Yasaka Campsite ] Cabin: 8300yen / night  
[ Auto-camp ] 2000yen / night  
[ Kawashinjugai Park ] 1500yen / night  
[ Yasaka Auto Campsite ] 2000yen / night  
• TEL: 0827-95-1123 (Yasaka Co.)  
0827-56-0208 (Management Office)  
• Check-in and Check-out Hours:  
4pm to 9am (next day)  
• Open from April to November  
• Closed: Tuesdays (No dosing days during summer)



Each campsite has its own special features and can be used for different means and occasions. Tents as well as other tools and equipment are available for rent. Please contact to each campsite for more information.

## Yasakakyo Valley MAP:P10 B-2

(designated as a National Site of Scenic Beauty)



The natural erosion formed uniquely shaped granite rocks such as Kimen-iwa (ogre-looking rocks) and Byobu-iwa (steep cliff). Visitors can stroll on a path along Ozegawa River and observe these rocks in beautiful nature.



## Lake Plaza Yasaka MAP:P10 C-2



Lake Plaza Yasaka is a restaurant located right by Yasaka Lake. Visitors can also buy local products and fresh produce at the plaza. Local sweets made from local "Ganne-chestnut" are popular among the visitors. There is also a tourist information booth and a rest area inside the plaza.

• Open Hours: 9am to 5pm • Restaurant: 9am to 3pm  
• Closed: Tuesdays  
• Address: 10281-2 Yuritani Miwa-machi Iwakuni-City • TEL: 0827-96-0569  
CARD Major credit cards accepted.



## Yasaka Lake Rental Boat MAP:P10 C-2



Around Yasaka Lake, there are various recreational facilities and walking-paths along the way. Visitors can rent a boat and cruise around the lake.

• Open Hours: Summer (April~October) 7am to 4pm /  
Winter (November~March) 8am to 4pm  
• Closed: Tuesdays (From December to February only open on Saturdays and Sundays.)  
• TEL: 080-5696-1203



## Myojin-bara Nagomi Park MAP:P10 B-2



Myojin-bara Nagomi Park gives you a feeling of being in Japan's rural area. A small river runs through the park and it has a water mill, barbeque site, and an open grass square. There are thousands of cherry blossom trees in and around the park, and you can enjoy a beautiful view in spring.

• Contact: Regional Promotion Section, Integrated Miwa Office  
• TEL: 0827-96-0415





# Nishikigawa Seiryu Line

錦川清流線 MAP:P10 B-3

The local Nishikigawa Seiryu Line runs parallel to the Nishiki River. It takes 68 minutes from JR Iwakuni Sta. to Nishikicho Sta. The visitors can relax and enjoy the spectacular view of the mountain, river and seasonal nature from the train window.

• Fees for one way: Adults:1170yen Children:580yen (from JR Iwakuni Sta. to Nishikicho Sta.)



• Fees for one way: Adults:1000yen Children:500yen ※Discount rate for group of 20 or more: Adults:650yen Children:300yen  
 • Operating Period: Late March to late November (Sat, Sun, and Holidays) ※Runs everyday during spring and summer vacation  
 • Contact: Nishikigawa Railway Company • Address: Hirose Nishiki-machi Iwakuni-City • TEL: 0827-72-2002

## Underground Kingdom "Mikawa Mu Valley" MAP:P10 A-3

The Underground Kingdom Mikawa Mu Valley is an adventure park set inside an old mine. There are giant stone statues, temples, paintings, waterfalls and a lake inside the 1km mine. Visitors can join adventurous attractions and games such as treasure hunting and sifting for gold. There is also a restaurant for people to dine at.



• Admission Fees: Adults (junior high-school students and older):2200yen Children (elementary school students):1100yen  
 • Closed: Tuesdays & Wednesdays excluding the busy season  
 • Open Hours:10am to 4pm • Address: 1564-1 Negasa Mikawa-machi Iwakuni-City • TEL: 050-3187-8619



## Tokotoko Train (sightseeing trolley train) MAP:P10 A-2

Tokotoko Train runs slowly for 6km between Nishikicho Sta. to Souzukyoku Sta., taking about 40 minutes. You can enjoy the seasonal landscape of the beautiful valley, trees and flowers along the Usa River. The special feature is a tunnel with shining art of fluorescent stones.



# Hot Springs in Iwakuni

岩国の温泉

Hot springs in Iwakuni are radium springs containing radon. Radium springs are known as "healing springs" for their health benefits such as fatigue recovery and health promotion. They are also believed to be effective for gout, arteriosclerosis, high blood pressure, chronic skin diseases, female disorders, arthritis and so on.

## Rules and Manners of Hot Springs

- Rinse your body with hot water before you enter the bathtub.
- Tie your hair up if it is long.
- No towels are allowed inside the bathtub water.
- Do not wash your body inside the bathtub.
- Do not run, make noises or swim in the bathtub.
- Wipe your body before entering the locker room or the sauna.
- Refrain from bathing when you are sick or after you drink alcohol.
- Be considerate when washing or showering.



## Kintaikyo Hot Springs

### Itsutsubashi-no-Sato MAP:P10 C-3



Looking down upon the famous bridge "Kintaikyo", with Iwakuni Castle at the mountain's peak. Enjoy different scenery in the morning and at night.

- Open Hours: Sunday~Thursday 11am to 10pm (Last entry: 9pm)  
 Fridays, Saturdays, Holidays, Day before Holidays  
 11am to 5pm (Last entry: 4pm)
- Closed: Irregular holidays
- Fees: Adults 1700yen \*Bathing Tax: 150 yen per adult (separate charge)  
 Children (Age3~12):800yen ※Must be accompanied with adults
- Outdoor Bath and Sauna are available in this facility
- Address: 1-1-7 Iwakuni, Iwakuni City (7F, Iwakuni Kokusai Kanko Hotel)  
 • TEL: 0827-43-1111

## Sozuko Hot Springs

### Sozu Onsen MAP:P10 B-2




100% spring water, flowing directly from the source. The natural radium hot spring water will gradually warm your body.

- Open Hours: Dec.-Mar.11am to 5:30pm (Last entry: 5pm)  
 Apr.-Nov.10:30am to 6pm (Last entry: 5:30pm)
- Closed: Thursdays (Open on national holidays, with substitute closed days.)
- Fees: Adults(Age13+) 800yen  
 Children(Age6~12) 450yen  
 Infant (Age 0~5) 100yen
- Address: 3132 Fukagawa Nishiki-machi Iwakuni-City  
 • TEL: 0827-73-0236



### Sozu Coffee

Enjoy mildly sweet organic coffee, made with hot spring water!  
 \*Open only on Fridays, 2pm to 5pm.



## Fukatanikyo Hot Springs

### Seiryu-no-Sato MAP:P10 B-1



The amount of radium content in this spring is rare worldwide. The silky water feels comfortable against your skin.

- Open Hours: 11am to 6pm (Last entry: 5pm)
- Closed: Wednesdays
- Fees: Adults(Age13+) 800yen  
 Children(Age6~12) 400yen  
 Infant (Age0~5) 200yen
- Address: 1075 Usago Nishiki-machi Iwakuni-City  
 • TEL: 0827-74-5100



# Irori Sanzoku

(Also known as chicken shack)

**[Kuga Area]** MAP:P10 B-3

• Address: 1380-1 Kuga-machi Iwakuni-City • TEL: 0827-82-3115  
Sanzoku / Open Hours: 10am to 12pm (L.O. 11pm) Closed: Irregular  
Kamado / Open Hours: 10am to 12pm (L.O. 11pm) Closed: Irregular  
Tourian / Open Hours: 10am to 12pm (L.O. 11pm) Closed: Irregular

**[Nishiki Area]** MAP:P10 A-2

• Address: 889 Bojigatoge Ono Nishiki-machi Iwakuni-City  
• TEL: 0827-72-2836  
Ittousen / Open Hours: 10am to 10pm (L.O. 9pm) Closed: Irregular



Restaurant Irori Sanzoku (Also known as chicken shack), the talk across Yamaguchi Pref. Famous for a large-sized rice ball called Sanzoku musubi, grilled chicken called Sanzoku-yaki for a big bite, Sanzoku udon, and Sumeragi beef, a brand of beef.

## Kin nan Steakhouse



MAP:P10 C-3

Takamori Beef has established its position as one of the most well-known beef brands of Iwakuni. Visitors can enjoy Takamori Beef's delicious flavor as well as its tenderness at a reasonable price at Kinnan. English menu is available.

- Open Hours: 11:30am to 3pm (L.O. 2pm) 5pm to 9pm (L.O. 8:30pm)
- Closed: Mondays (the following day if a public holiday falls on Monday)
- Address: 3-3-4 Nakazu-machi Iwakuni-City
- TEL: 0827-22-8136



## Pureline Nishiki Michi-no-eki



MAP:P10 A-2

It's a tourist facility in Nishiki-machi located on the banks of the Usa River along National Route 187. Surrounded by the beautiful mountains, many visitors use this facility for a restaurant that serves local dishes, a shop to buy local produce and a tourist information booth.

- Open Hours: 9am to 5pm
- Closed: Souvenir Corner: No closed Restaurant: Tuesdays (expect for National Holidays on Tuesday, in which case it is open on the holiday and closed the following Wednesday instead)
- Address: 117 Funotani Nishiki-machi Iwakuni-City
- TEL: 0827-71-0011



## Minato Oasis Yuu Shiohaze Park



MAP:P10 C-4

Minato Oasis Yuu is a tourist facility located right by the beautiful Seto Inland Sea. The facility has a seafood restaurant and a shop to buy local products. There is also a 450m long beach and a shower room for summer leisure.

- 【Product sale Corner】
- Open Hours: 9:30am to 6pm (March to October) 9:30am to 5pm (November to February)
  - Closed: Tuesdays (Opens everyday during summer)
  - Address: 8500-6 Yuu-machi Iwakuni-City
  - TEL: 0827-62-0155
  - ※The beach opens in the middle of July



## Iwakuni Local Sake (Sake breweries)

High quality Sake is produced where water is clear and pure. Nishikigawa River in Iwakuni was selected as one of Japan's top 100 Exquisite and Well-Conserved Waters. There are 5 Sakegura (Sake breweries) in Iwakuni and they are famous for their nationally recognized sake brands.

### Gangi

Yaoshin Shuzou

MAP:P10 C-3

- Address: 3-18-9 Imazu-machi Iwakuni-City
- TEL: 0827-21-3185
- Hours: 8am to 6pm (10am to 5pm on Saturdays)
- Closed: Sundays and Holidays



### Gokyo

Sakai Shuzo

MAP:P10 C-3

- Address: 1-1-31 Nakazu Iwakuni-City
- TEL: 0827-21-2177
- Hours: 8am to 5pm
- Closed: Saturdays, Sundays and Holidays



### Murashige

Murashige Shuzo

MAP:P10 C-3

- Address: 5-101-1 Misho Iwakuni-City
- TEL: 0827-46-1111
- Hours: 9am to 5pm
- Closed: Bon and New Years Holidays




### Kinsuzume

Horie Sakaba

MAP:P10 A-2

- Address: 6781 Hirose Nishiki-machi Iwakuni-City
- TEL: 0827-72-2515
- Hours: 9am to 12pm 1pm to 5pm
- Closed: Sundays and Holidays



### Dassai

Asahi Shuzo

MAP:P10 B-3

- Address: 2167-4 Osogoe Shuto-machi Iwakuni-City
- TEL: 0827-86-0800
- Hours: 9am to 5pm



# IWAKUNI MAP

